

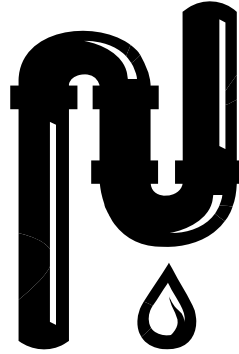


## CITY OF BINGEN NEWSLETTER - JUNE 2011

### How Much Water Do You Use?

Do you ever wonder why your water bill is so high or how you could possibly use that much water? Each month, your utility bill identifies how many gallons you have used.

The average U.S. household uses approximately 350 gallons of water per day. A 5-minute shower uses 4 to 5 gallons of water compared to 50 gallons for a bath. Running the faucet while brushing your teeth and shaving uses 3-5 gallons of water per minute.



Efficient water use can save you money on water bills.

- Check your toilets, faucets and pipes, including outdoor faucets and pipes for leaks. A small drip can waste 20 or more gallons of water per day. A running toilet can use up to 30,000 gallons of water in a month. Leak detection tablets for toilets are available at Bingen City Hall.
- Water the lawn in the evening or early morning – avoid watering during the heat of the day or when it is windy.
- Do not use water to clean walkways or driveways – use a broom. Watering the sidewalk, gutter and street wastes water.
- Use a hose with shut-off nozzle along with a bucket of soapy water to wash the car.

Teach your kids about water conservation to ensure a future generation that uses water wisely. Make it a family effort to reduce next month's water bill.

**We encourage all residents to water lawns and gardens between 6 am to 9 am and 6 pm to 9 pm on a regular basis.**

### Water Conservation

The City purchases water from the City of White Salmon. Bingen may need to institute emergency water conservation measures if White Salmon can not produce enough water to cover White Salmon residences and provide water for fire flow.

We are asking all residents to water lawns and gardens between 6 am to 9 am and 6 pm to 9 pm. We are also asking residents and business owners not to water down walkways or driveways. Please do not let water run down the road.

We thank all residents and business owners in advance of the summer season for helping us and White Salmon out with water conservation.

### Water Use Efficiency Report

In December, 2008 the city adopted two water use efficiency goals.

Goal 1: reduce lost and unaccounted for water (distribution system leakage) to 10 percent or less of total source production by 2012. The reported distribution system leakage for 2010 is 53.7%. The 3-year average is 43.8%.

Goal 2: Reduce water consumption by 10 percent over the 20-year planning period.

The city is working to account for more of its water by installing wireless radio read meters for all customers and reading the meters each month. The installation of new meters should be completed by 2011. In addition, the city is conducting a leak detection survey this year to identify leaking water lines that need repaired.

The city provides information to customers through this newsletter and through its utility bills about water conservation and its importance.

A complete copy of the city's 2010 Water Use Efficiency Report is available from city hall or from the city's web page.

## Bingen 2010 Water Quality Report

The Environmental Protection Agency and the Washington State Department of Health require community water systems to report to their customers about the quality of water they drink. The following information is provided for the year 2010.

Details are provided about where your water comes from, what it contains, and how it compares to the Environmental Protection Agency (EPA) and state standards. We are committed to providing you with information. For more information about your water, call the Public Works Department at 509-493-1348. Additional information can be obtained by attending City Council meetings. The City Council meets the 1<sup>st</sup> and 3<sup>rd</sup> Tuesdays of each month at 7:00 p.m.

### Where does our water come from?

The City of Bingen's water comes from three municipal wells sunk approximately 300 to 360 feet into an underground source of water. After the water comes out of the wells, it is aerated and disinfected to protect you against microbial contaminants.

It should be noted that the City of Bingen purchases water from the City of White Salmon during peak usage. Copies of White Salmon's Annual Drinking Water Quality Report are available at Bingen City Hall and White Salmon City Hall.

### Is the water safe?

Last year, your tap water met all U.S. Environmental Protection Agency (EPA) and state drinking water health standards. The City of Bingen vigilantly safeguards its water supplies and once again we are proud to report that our system has not violated a maximum contaminant level or any other water quality standard. The decision makers for your water system (the city council) reside within the city limits and use water from your water system.

### Do I need to take special precautions?

Some people may be more vulnerable to contaminants in drinking water than the general population. Immuno-compromised persons such as persons with cancer undergoing chemotherapy, persons who have undergone organ transplants, people with HIV/AIDS or other immune system disorders, some elderly, and infants can be particularly at risk from infections. People should seek advice about drinking water from their health care providers. Environmental Protection Agency and Center for Disease Control guidelines on

appropriate means to lessen the risk of infection by *Cryptosporidium* and other microbial contaminants are available from the Safe Drinking Water Hotline (1-800-426-4791).

Drinking water, including bottled water, may reasonably be expected to contain at least small amounts of some contaminants. The presence of contaminants does not necessarily indicate that water poses a health risk. More information about contaminants and potential health effects can be obtained by calling the EPA's Safe Drinking Water Hotline (1-800-426-4791).

The sources of drinking water (both tap water and bottled water) include rivers, lakes, streams, ponds, reservoirs, springs, and wells. As water travels over the surface of the land or through the ground, it dissolves naturally-occurring minerals and, in some cases, radioactive material, and can pick up substances resulting from the presence of animals or from human activity.

Contaminants that may be present in source water before we treat it include:

- **Microbial contaminants**, such as viruses and bacteria, which may come from sewage treatment plants, septic systems, agricultural livestock operations, and wildlife.
- **Inorganic contaminants**, such as salts and metals, which can be naturally occurring or result from storm water runoff, industrial or domestic wastewater discharges, oil and gas production, mining or farming.
- **Pesticides and herbicides**, which may come from a variety of sources such as agriculture and residential uses.
- **Radioactive contaminants**, which are naturally occurring.
- **Organic chemical contaminants**, including synthetic and volatile organic chemicals, which are by-products of industrial processes and petroleum production, and can also come from gas stations, urban storm water runoff, and septic systems.

In order to ensure that tap water is safe to drink, EPA regulates the amount of certain contaminants in water provided by public water systems. We treat our water according to EPA's regulations. Food and Drug Administration regulations establish limits for contaminants in bottled water which must provide the same protection for public health.

## Water Quality Data Table

The water quality information presented in the table(s) is from the most recent round of testing done in accordance with the regulations. All data shown were collected during the last calendar year unless otherwise noted in the table(s). The presence of contaminants does not necessarily indicate that the water poses a health risk. The Environmental Protection Agency (EPA) or the State requires us to monitor for certain contaminants less than once per year because the concentration of these contaminants do not change frequently.

### Important Drinking Water Definitions:

**MCLG:** Maximum Contaminant Level Goal: The level of a contaminant in drinking water below which there is no known or expected risk to health. MCLGs allow for a margin of safety.

**MCL:** Maximum Contaminant Level: The highest level of a contaminant that is allowed in drinking water. MCLs are set as close to the MCLGs as feasible using the best available treatment technology.

**AL:** Action Level: The concentration of a contaminant which, if exceeded, triggers treatment or other requirements which a water system must follow.

**TT:** Treatment Technique: A required process intended to reduce the level of a contaminant in drinking water.

ppm: Parts per million, or milligrams per liter

ppb: Parts per billion, or micrograms per liter

**Variance and Exemptions:** State or EPA permission not to meet an MCL, an action level, or a treatment technique under certain conditions.

Contaminants	MCLG	MCL	Your Water	Range Low	High	Sample Date	Violation	Typical Source
<i>Inorganic Contaminants</i>								
Nitrate [measured as Nitrogen] (ppm)	10	10	0.22	0.05	0.22	4/13/10 9/7/10	No	Runoff from fertilizer use; Leaching from septic tanks, sewage; Erosion of natural deposits
Arsenic (ppb)	0	10	2	2	2	10/08/07	No	Erosion of natural deposits; Runoff from orchards; Runoff from glass and electronics productions wastes
Antimony (ppb)	6	6	5	5	5	12/05/06	No	Discharge from petroleum refineries; fire retardants; ceramics; electronics; solder; test addition
Barium (ppm)	2	2	0.002	0.001	0.002	7/13/05 12/05/06	No	Discharge of drilling wastes; Discharge from metal refineries; Erosion of natural deposits
Beryllium(ppb)	4	4	0.2	0.2	0.2	12/05/06	No	Discharge of drilling wastes; Discharge from metal refineries; Erosion of natural deposits
Cadmium (ppb)	5	5	2	2	2	12/05/06	No	Corrosion of galvanized pipes; Erosion of natural deposits; Discharge from metal refineries; runoff from waste batteries and paints
Chromium (ppb)	100	100	4.7	4.7	4.7	12/05/06	No	Discharge from steel and pulp mills; Erosion of natural deposits
Cyanide [as Free Cn] (ppb)	200	200	10	10	10	12/05/06	No	Discharge from plastic and fertilizer factories; Discharge from steel/metal factories
Mercury [Inorganic] (ppb)	2	2	0.3	0.3	0.3	12/05/06	No	Erosion of natural deposits; Discharge from refineries and factories; Runoff from landfills; Runoff from cropland

Contaminants	MCLG	MCL	Your Water	Range Low	Sample High	Date	Violation	Typical Source
<i>Inorganic Contaminants</i>								
Thallium (ppb)	0.5	2	2	2	2	12/05/06	No	Discharge from electronics, glass, and Leaching from ore-processing sites; drug factories
Fluoride (ppm)*	4	4	0.2	0.2	0.2	12/05/06	No	Erosion of natural deposits; Water additive which promotes strong teeth; Discharge from fertilizer and aluminum factories

Contaminants(units)	MCLG	AL	Your Water	# of Samples > AL	Sample Date	Exceeds AL	Typical Source
<i>Inorganic Contaminants</i>							
Copper (ppm)	1.3	1.3	.109	0	9/16/08	No	Corrosion of household plumbing systems; Erosion of natural deposits
Lead (ppm)	0	15	10.8	0	9/6/08	No	Corrosion of household plumbing systems; Erosion of natural deposits

Contaminants	MCLG	MCL	Your Water	Range Low	Sample High	Date	Violation	Typical Source
<i>Disinfectants &amp; Disinfection By-Products</i>								
Haloacetic Acids (HAA5) (ppb)	NA	60	2.5	NA	NA	8/24/10	No	By-product of drinking water chlorination
TTHMS (Total Trihalomethanes) (ppb)	NA	80	24.6	NA	NA	8/24/10	No	By-product of drinking water chlorination

Contaminants	MCLG	MCL	Your Water	Range Low	Range High	Sample Date	Violation	Typical Source
<i>Radioactive Contaminants</i>								
Radium (combined 226/288) (pCi/L)	0	5	ND	NA	NA	9/7/10	No	Erosion of natural deposits

\*Neither the City of Bingen nor the City of White Salmon adds fluoride to its water.

Your drinking water currently meets EPA's revised drinking water standards for arsenic. However, it does contain low levels of arsenic. There is a small chance that some people who drink water containing low levels of arsenic for many years could develop circulatory disease, cancer, or other health problems. Most types of cancer and circulatory diseases are due to factors other than exposure to arsenic. EPA's standard balances the current understanding of arsenic's health effects against the costs of removing arsenic from drinking water.

### Hydrogen Sulfide in Water

The City of Bingen's water contains hydrogen sulfide which can have a sulfur or sometimes a "sewer" smell. Hydrogen sulfide is formed by sulfur bacteria that may occur naturally in water. These sulfur bacteria do not cause disease, but their presence can cause a bad taste or odor. Filling a pitcher of water and letting it set for a period of time helps dissipate the bad taste and/or odor. The water produced by the three Bingen wells is safe to drink.

### Hydraulic Connection

One of the city's source wells is in hydraulic connection with surface water, the source is not considered to be directly influenced by surface water.

### City of White Salmon Results

The City of White Salmon monitors its treated water using laboratories certified by the Washington Department of Health. Copies of the full City of White Salmon Water Quality Report for the Year 2010 are available at Bingen City Hall.

## Fireworks Prohibited in Bingen

The City of Bingen adopted an ordinance that bans all fireworks in the city limits.


No fireworks are allowed to be set off in the city limits of Bingen. Law enforcement personnel will be enforcing the ordinance. We encourage residents and other individuals to take advantage of the opportunity to set off legal fireworks at Bingen Point on July 4 from 8 pm to 11 pm.

## 4<sup>th</sup> of July Celebration


The cities of Bingen and White Salmon in conjunction with the Port of Klickitat and Klickitat County have designated a safe area at Bingen Point for shooting off fireworks from 8 pm to 11 pm. Areas are provided for those who wish to view fireworks but not shoot them off.

To keep people and property safe, laws and rules are in place.

- Please remember that illegal fireworks will be confiscated.
- Be aware of the people around you when discharging fireworks. It is unlawful to discharge or use a firework in a reckless manner which creates a risk of death or injury to a person or damage to property.
- Remember to use the garbage containers located throughout the area. It is unlawful to litter.
- Alcoholic beverages are prohibited on Port property.



## Keep Cool in the Pool



How can you keep cool this summer – by visiting the White Salmon Swimming Pool.

### *Monday through Friday*

9:30 am – 12:15 pm	Swim Lessons
11:30 am – 12:30 pm	Water Aerobics
12:30 pm – 2:30 pm	Open Swim, Session #1
3:00 pm – 5:00 pm	Open Swim, Session #2
5:00 pm – 6:15 pm	Swim Lessons
5:30 pm – 6:30 pm	Water Aerobics
6:30 pm – 8:00 pm	Family Swim, Session #3

### *Saturday*

1:00 pm – 3:00 pm	Open Swim, Session #1
3:30 pm – 5:30 pm	Open Swim, Session #1
6:00 pm – 8:00 pm	Family Swim, Session #2

### General Admission &

Water Aerobics	4 pool bucks per person/session
Swimming Lessons	70 pool bucks per class

### *Swimming Lessons*

Sign up for swimming lessons at White Salmon City Hall. Swimming lesson run 2 weeks for 10 lessons per session. **Lesson times** are 9:30 a.m., 10:15 a.m., 11:00 a.m., 11:45 a.m., 5:00 p.m., 5:30 p.m. Swimming lessons start dates are June 20, July 5, July 18, August 1 and August 14

Bingen residents can swim at the White Salmon Pool for free. Each day the pool is open, Bingen residents can stop by Bingen City Hall at 112 N. Ash to pick up free pool bucks for that day. On Fridays, residents can pick up pool bucks for both Friday and Saturday. You must be a resident of Bingen to receive free pool bucks from the City of Bingen. Free pool bucks cannot be used for swimming lesson.

**City of Bingen will Provide Free Pool Bucks for Bingen Residents**

The City of Bingen will provide free pool bucks for its city residents to use the White Salmon Swimming Pool. Pool bucks will be available on daily basis to residents. Bingen residents can come to Bingen City Hall and request pool bucks for the day. Proof of residency is required.

**Fireworks Prohibited in Bingen**

Setting off of fireworks within the city limits of Bingen is prohibited.

Law enforcement personnel will be enforcing the city ordinance banning fireworks.

**Bingen Council Members and Staff**

Betty J. Barnes, Mayor  
Sandi Dickey, Council Member  
Laura Mann, Council Member  
Catherine Kiewit, Council Member  
Guillermo Fisch, Council Member  
Clinton Bryan, Council Member

Jan Brending, City Administrator  
Dena Riggleman, Deputy Clerk  
David Spratt, Public Works Superintendent  
Jay Hicks, Public Works Maintenance  
Tom Hons, Treatment Plant Manager  
James Buckland, Treatment Plant Operator

City of Bingen  
P.O. Box 607, 112 N. Ash  
Bingen, Washington 98605  
Telephone: 509-493-2122  
Fax: 509-493-1391  
E-mail: [bingen@gorge.net](mailto:bingen@gorge.net)  
Web page: <http://www.bingenwashington.org>

City of Bingen  
PO Box 607  
Bingen WA 98605

First Class Mail  
U.S. Postage  
PAID  
Bingen, WA  
Permit No. 100

Boxholder  
Bingen, WA 98605